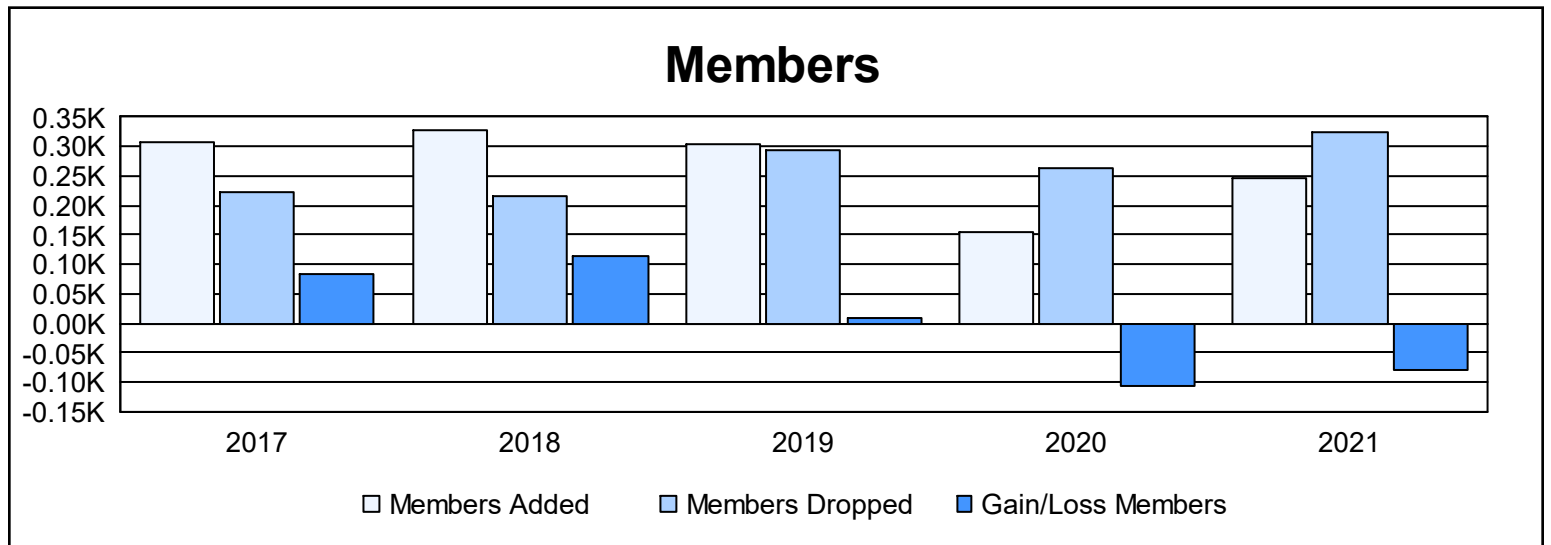
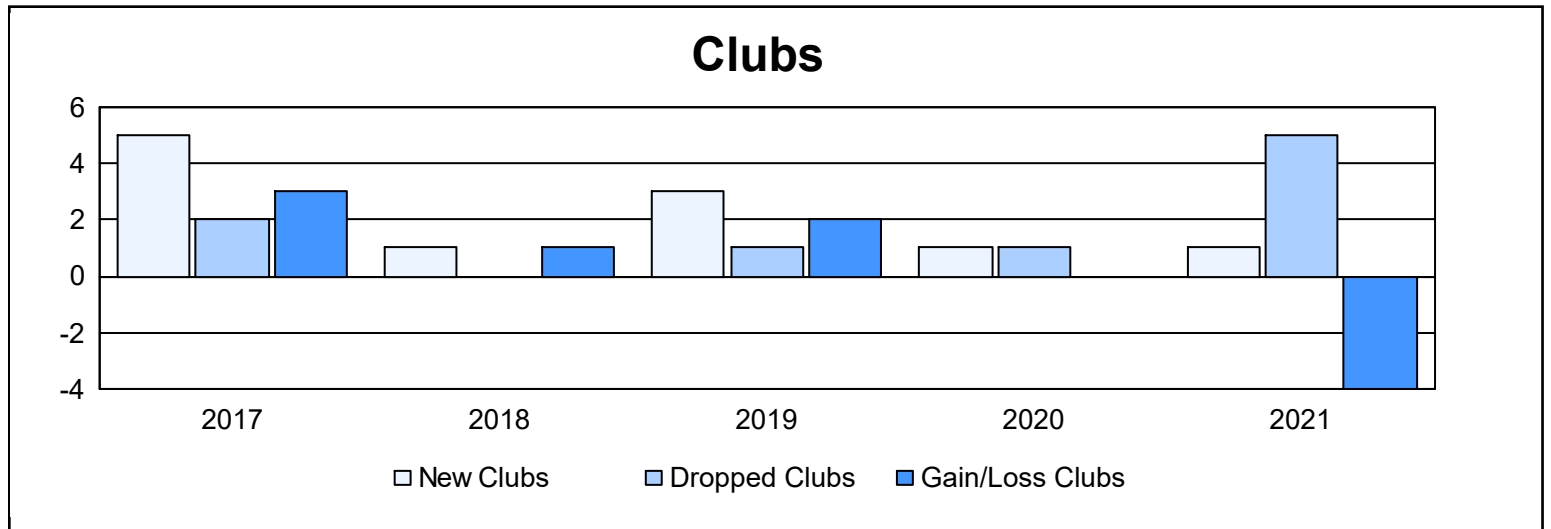
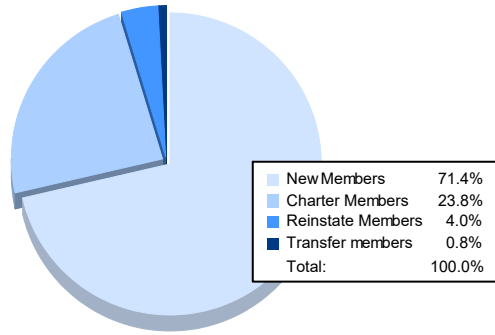


| Year | New Clubs | Dropped Clubs | Gain/ Loss Clubs | New Members | Charter Members | Reinstate Members | Transfer Members | Total Member Added | Total Members Dropped | Gain/ Loss Members |
|----------------|-----------|---------------|------------------|-------------|-----------------|-------------------|------------------|--------------------|-----------------------|--------------------|
| 2016-2017 | 5 | 2 | 3 | 165 | 118 | 21 | 2 | 306 | 223 | 83 |
| 2017-2018 | 1 | 0 | 1 | 257 | 35 | 34 | 2 | 328 | 215 | 113 |
| 2018-2019 | 3 | 1 | 2 | 189 | 91 | 22 | 1 | 303 | 295 | 8 |
| 2019-2020 | 1 | 1 | 0 | 89 | 44 | 14 | 8 | 155 | 262 | -107 |
| 2020-2021 | 1 | 5 | -4 | 177 | 59 | 10 | 2 | 248 | 326 | -78 |
| Average | 2 | 2 | 0 | 175 | 69 | 20 | 3 | 268 | 264 | 4 |



Membership Composition June 2021 Cumulative



Gender Composition June 2021 Cumulative

